

2 Door | Slim Line



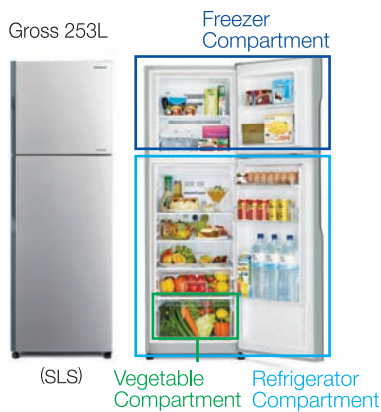
INVERTER

Super Energy Saving

Powerful Cooling

Stabilizer Free

Long Cool Keeper (12 Hours)



Refrigerator Compartment

- Convertible Compartment
- Big Vegetable Compartment
- Wide Open Veg. Compartment
- Beverage Pockets
- Tempered Glass Shelves
- LED Light

Freezer Compartment

- Movable Twist Ice Tray
- Tempered Glass Shelf

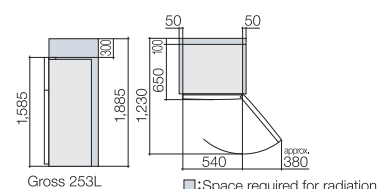
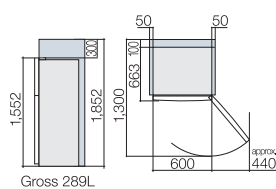
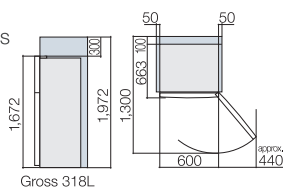
General Features

- Inverter Control
- Eco Thermo-Sensor
- Electronic Control
- Rear Temp. Control Dial
- Air Jet Flow
- Nano Titanium Filter
- Moldproof Door Gasket
- No Frost ● CFC-Free
- Lock and Key (Option)

Color



Dimensions (mm)






Compact but High Power Inverter Compressor

Compact but high power inverter compressor capable of providing exceptionally powerful cooling by generating a large volume of chilled air, while adjusting cooling power. Also providing efficient low power cooling with microcomputer control, Eco Thermo-Sensor.

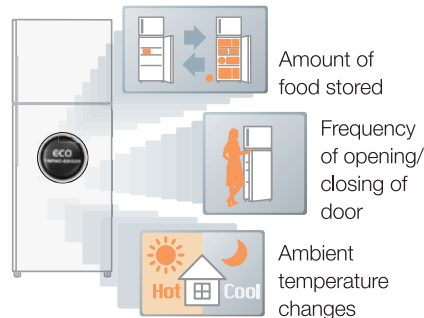


Eco Thermo-Sensor Control

Hitachi's Eco Thermo-Sensor detects temperature changes inside the refrigerator, and then the microcomputer provides optimum cooling for efficient operation at all times.

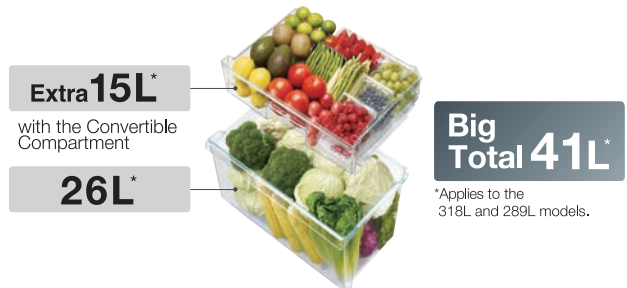


Factors that change the temperature inside the refrigerator (Schematic diagram)



Big Vegetable Compartment

This big vegetable compartment provides plenty of space for storage of a lot of large fruits and vegetables. With the Convertible Compartment used in the Vegetable mode, you can enjoy double-deck vegetable storage for even more storage space for neat organization.

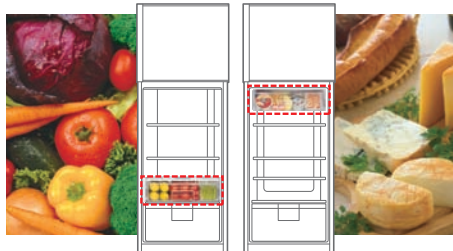


Convertible Compartment Lets You Select the Temperature

Hitachi's innovative Convertible Compartment lets you switch between the Vegetable and Dairy/Meat modes cooling to match your lifestyle.

Vegetable Mode

Located at the lower position
For storage of more fruits and vegetables
Enables organization of items by size
For storage of easily damaged soft fruits and vegetables



Dairy/Meat Mode

Located at the upper position
For storage of dairy products
Keeps meat and fish fresh
Thaws frozen meals
Rapidly cools drinks

Movable Twist Ice Tray



You can move the ice tray for more convenient and efficient use of storage space.

Bright, Energy Saving LED Light









Refrigerator compartment features LED lighting that lasts a long time and consumes much less energy than conventional lamp.

Tempered Glass Shelves



Scratch-proof, heat-resistant and prevent spills, the tempered glass shelves can even hold up to 100kg* each.
*Weight resistance of Tempered Glass.

SPECIFICATIONS

Series		Top Freezer					
Model Name							
		R-VG470PND3	R-VG440PND3	R-VG400PND3	R-H350PND4K	R-H310PND4K	R-H270PND4K
Door		2 Door					
Series		New Stylish Line			Slim Line		
Gross Capacity (L)	Total	451	415	382	318	289	253
Dimensions (mm)	Width	680	650	650	600	600	540
	Height	1,770	1,695	1,605	1,672	1,552	1,585
	Depth without Handle	720	720	720	663	663	650
Cooling System	Dual Fan Cooling	●	●	●	-	-	-
	Air Jet Flow	-	-	-	●	●	●
Refrigerator Compartment	Convertible Compartment	-	-	-	●	●	●
	Slide Out Chilled Case	●	●	●	-	-	-
	Tempered Glass Shelves	●	●	●	●	●	●
	LED Light	●	●	●	●	●	●
Vegetable Compartment	Framed Container	●	●	●	-	-	-
	Wide Open Vege Compartment	-	-	-	-	-	●
Freezer Compartment	Movable Twist Ice Tray	●	●	●	●	●	●
	Twist Ice Tray	-	-	-	●	●	●
	Tempered Glass Shelf	●	●	●	●	●	●
General Features	Inverter Control	●	●	●	●	●	●
	Electronic Control	●	●	●	●	●	●
	Eco Thermo-Sensor	●	●	●	●	●	●
	Smart Control Dial	●	●	●	-	-	-
	Rear Temp Control Dial	-	-	-	●	●	●
	Nano Titanium Filter	●	●	●	●	●	●
	Lock and Key	-	-	-	●	●	●
	Refrigerant	R-600a					
Color	Glass	XRZ/XGR/GBK		GBK			
	Inox	-	-	-	-	-	-
	Other Color	-			SLS / PBK		

Color  GBK  SLS  PBK  XRZ  XGR